

# fly 2.0.premium 1200



## Model Code F5641

date of issue 02-11-21 revision 00  
revision of 01-03-22 (the present replaces any previous versions)

**Designer:** Bernard Masson

**Structure:** pinewood, multilayer and plywood covered with ecological polyurethane foam wrapped with 100% polyester padding. On tilt versions only, backrests rest on a metal mechanism.

**Spring system:** elastic webbing

**Seat Padding:** seat cushions in ecological polyurethane foam covered with 100% polyester padding.

**Back Padding:** backrests and lumbar supports in ecological polyurethane foam covered with 100% polyester padding.

**Arm Interior:** armrests in ecological polyurethane foam covered with 100% polyester padding.

**Removability:** not available

**Sewing:** leather coverings feasible with contrast stitching in the colors available; cuts and sewing vary on microfiber (or fabric) coverings.

**Mechanisms:** versions provided with armrests that can be manually lifted. "Tilt" versions are equipped with a metal mechanism that can be manually operated. The mechanism allows the backs to be moved backwards and/or forwards, to get different seat comforts. With backrests positioned backwards the seat depth lengthens by 42 cm (17"). The depth of the model with open back mechanism lengthens up to 138 cm (54").

**Standard feet:** the model is lifted 16 cm off the floor. Graubraun finish standard feet. Alternatively, it is possible to choose among the standard finishes enclosed in the sample book. The sample book also includes "special" finishes available with a price upcharge, subject to production approval. Some versions may be equipped with hidden feet with a supporting structural function.

With the reservation of carrying for production purposes and without advanced notices modifications on the materials, coverings and dimensions of the product as indicated in the relevant specification. The given dimensions and volume are of indicative value being subject to the production process tolerances. For normal use, the following maximum loads are recommended: Armchairs max. 120 kg, 2-seat sofas max. 200 kg (2x100 kg), 3-seat sofas max. 240 kg (3x80 kg). Use with loads exceeding the indicated values may cause the sofa/armchair or its components to break.

### Density of seat and back kg/cbm (±5%) (1)

Markets	Seat	Back
I	35 Medium	24
D - NL - CH		
USA - California	35 soft	24 soft
GB	37 fire retardant	27 fire retardant
Others		

Note: when no values/contents are specified in the chart, please refer to 'Others' field/area.

(1) Density: volume mass apparently determined on materials without any kind of covers and according to the UNI EN ISO 845 regulations. Indicated values refer to production averages; the Company reserves the right, if needed, to make changes to the declared technical characteristics. Before use, it is advisable to look at the SAFETY INFORMATION TECHNIQUE for info regarding use and protection of people and of the environment, in compliance with existing EEC regulations.

### Coverings

	suggested	not suggested	not possible
thick leathers	✓		
thin elastic leathers	✓		
natural leathers	✓		
fabric*	✓		
microfibre*	✓		
leather + split			✓
DeLuxe			✓
multi colour**			✓
multi-category**			✓
multi covering**			✓

Please note: for not removable models, only one colour fabric covers are available.

\* fabrics and microfibers are not available for the U.K. market

### Components / Optional vers.

--	--	--

### Feet



PM2231

PM2233

PM2232



PM2235

### Ottoman

--	--	--

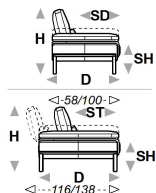


↑ fold following the dotted line ↑

# fly 2.0.premium 1200

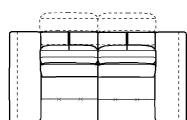


L Length - H Height - D Depth - SH Seat Height - SD Seat Depth  
Dimensions refer to maximum sizes of the version with closed mechanism (where available).

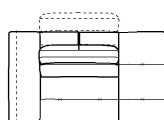


dimensions

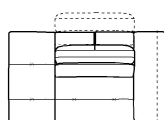
version code	L 206 H90 D96 SH42 SD58	L 226 H90 D96 SH42 SD58	L 192 H90 D96 SH42 SD58	L 192 H90 D96 SH42 SD58	L 206 H90 D116 SH42 SD58
<b>240</b>	<b>300</b>	<b>461</b>	<b>451</b>	<b>Q61</b>	
<b>Description</b>	<b>2 1/2 seater</b>	<b>3 seater</b>	<b>1 left arm facing dormeuse</b>	<b>1 right arm facing dormeuse</b>	<b>tilt back 2-seater 1/2 sofa</b>



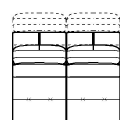
<b>L 226 H90 D116 SH42 SD58</b>
<b>Q62</b>
<b>tilt back 3-seater sofa</b>



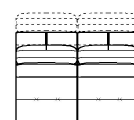
<b>L 192 H90 D116 SH42 SD58</b>
<b>Q64</b>
<b>lhf tilt back dormeuse</b>



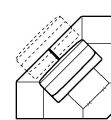
<b>L 192 H90 D116 SH42 SD58</b>
<b>Q63</b>
<b>rhf tilt back dormeuse</b>



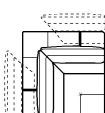
<b>L 140 H90 D116 SH42 SD58</b>
<b>BS0</b>
<b>tilt armless 2 1/2 seater</b>



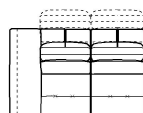
<b>L 160 H90 D116 SH42 SD58</b>
<b>QB0</b>
<b>tilt armless 3-seater</b>



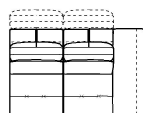
<b>L 130 H90 D130 SH42 SD58</b>
<b>QB1</b>
<b>tilt corner</b>



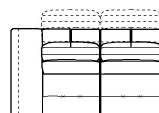
<b>L 116 H90 D116 SH42 SD58</b>
<b>BS3</b>
<b>tilt square corner</b>



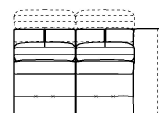
<b>L 172 H90 D116 SH42 SD58</b>
<b>AU3</b>
<b>tilt lhf 2 1/2 seater</b>



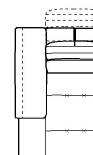
<b>L 172 H90 D116 SH42 SD58</b>
<b>AU2</b>
<b>tilt rhf 2 1/2 seater</b>



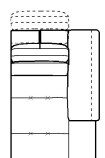
<b>L 192 H90 D116 SH42 SD58</b>
<b>AU5</b>
<b>tilt lhf 3 seater</b>



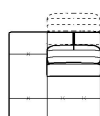
<b>L 192 H90 D116 SH42 SD58</b>
<b>AU4</b>
<b>tilt rhf 3 seater</b>



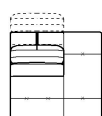
<b>L 113 H90 D167 SH42 SD58</b>
<b>AU9</b>
<b>tilt maxi lhf chaise long</b>



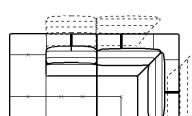
<b>L 113 H90 D167 SH42 SD58</b>
<b>AU8</b>
<b>tilt maxi rhf chaise long</b>



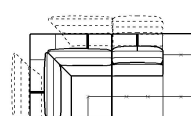
<b>L 117 H90 D116 SH42 SD58</b>
<b>BS5</b>
<b>tilt lhf mer.armless chair</b>



<b>L 117 H90 D116 SH42 SD58</b>
<b>BS4</b>
<b>tilt rhf mer.armless chair</b>



<b>L 233 H90 D116 SH42 SD58</b>
<b>BS2</b>
<b>tilt lhf sq.mer.chr.sq.corn.</b>



<b>L 233 H90 D116 SH42 SD58</b>
<b>BS1</b>
<b>tilt rhf sq.mer.chr.sq.corn.</b>

↓ fold following the dotted line ↓

